

Colchester Zoo

Learning at the Zoo



Activity Pack 1

This pack is designed to provide parents, families and groups with information and activities to help you learn at Colchester Zoo. Complete the activities to earn Children's University passport stamps! There are four different packs, you can mix and match and complete worksheets from all the packs. Please note, you can earn a **maximum of 6 hours per day** by completing worksheet pages



If you are working to earn Children's University passport stamps, please complete as many pages of the worksheets as you wish and bring them to Guest Services at the end of your day. The more pages you complete, the more stamps you earn up to a **maximum of six hours per day**.

Please download and print the pack yourself.
For a small donation we can print this pack on your behalf.





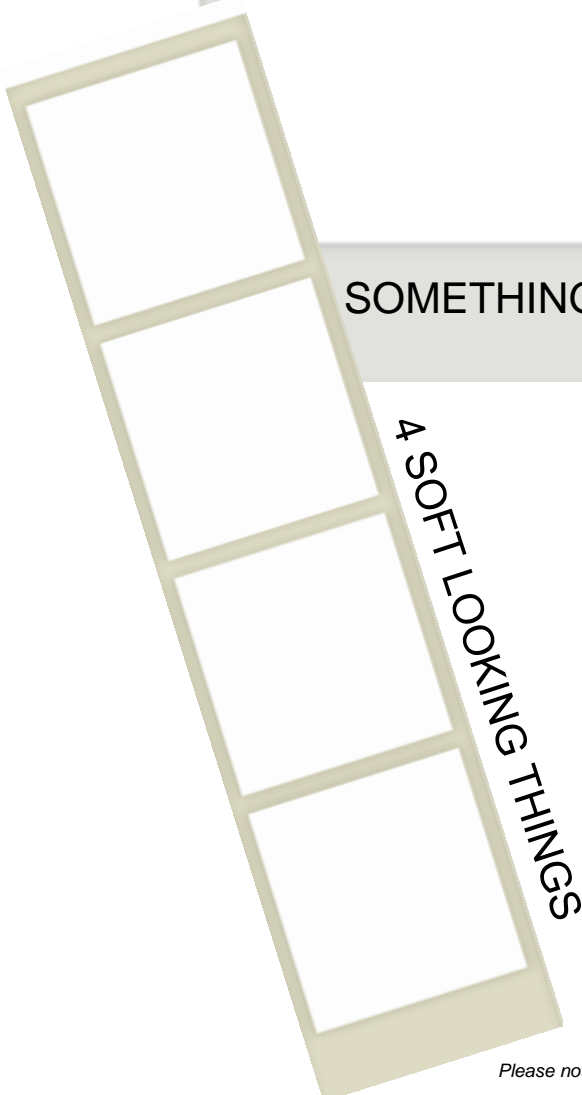
Draw pictures of the animals or things when you find them:



SOMETHING HARD



SOMETHING SPIKY



4 SOFT LOOKING THINGS



SOMETHING SCALY



Sketch your favourite animal and describe it!

What colour is it: _____

It is covered in (circle one): fur feathers scales



It looks a bit like a: _____

It eats: _____

It lives in the: _____ habitat

It is the size of a (make a comparison): _____

A cool adaptation it has is: _____

Something very special about is: _____




Attend an elephant feed and hand-feed the animals!

Feeds happen at 12.30 and 14.30

Please note that times of feeds may change without notice.
Visit the website and ask at entrance for an up to date schedule .

1. After you have fed the Elephants answer the following questions:
2. What did you feed the elephants?
3. Colchester Zoo has 4 elephants. How many were at the feed?
4. Do you remember her/their names?
5. How interested were the elephants in the food? (Were they hungry, did they come right up to you?) Give details about your observations.
6. Describe how the elephants trunk felt picking up the food.
Use as many descriptive words as possible.
7. How did the elephants look close up?
Describe what it felt like standing near them.





Scientific name spotter!

Animals have common names, e.g. lion, which change in different places. Lions are also called: león (Spanish), lev (Czech), llew (Welsh), and leon (Irish). Animals also have a 'scientific name' e.g. *Panthera leo*. Scientific names stay the same no matter what language you speak.




Lion

Scientific name:




Chimpanzee

Scientific name:




Tiger

Scientific name:



Sun Bear

Scientific name:




Elephant

Scientific name:




Rhinoceros

Scientific name:



Orangutan

Scientific name:




Find all of these animals. After you find them, look around for a sign with information about the animal. This will include their scientific name which is always in two parts and *italicised*.

Check off the animals and record their scientific name when you find them.



Complete this and the next page to earn CU hours!

Hard to find animal spotter




Some of the animals at the zoo are very hard to find. Follow the hints and see if you can find these animals.



Binturong

Find me from the overhead viewing bridge between the otters and the lemurs



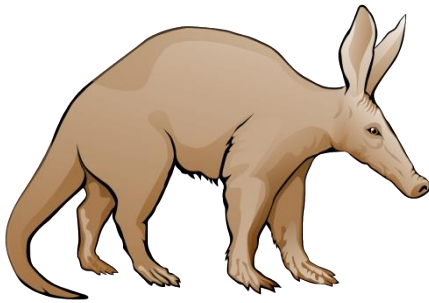
Pygmy Hippo

I'm near the very far back of the giraffe building




Fennec Fox

Find us across from the indoor lion enclosure



Aardvark

Find me underneath the giraffe building. The tunnel entrance is by the lake.




Tamandua

Turn right as you exit Worlds Apart to find us along the main path



Wallabies

We're by the farm animals



Smooth Coated Otters

Follow the wooden overhead walkway past gelada baboons behind falconry

Red Panda

Our enclosure is down the steep hill between chimps and gibbons



After you find these animals, write down one cool fact about each animal on the next page. Record information like: how big they are, how many you see, what food do they like to eat, or anything else you want to remember.



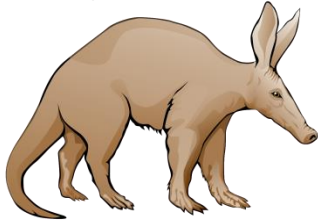
Hard to find animal factsheet:

worth 1 hour

Record one cool fact for each animal



Binturong



Aardvark



Smooth-coated Otter




Wallaby




Fennec Fox



Red Panda



Tamandua



Pygmy Hippopotamus



Worlds Apart Maths

Visit the Worlds Apart Exhibit (next to the main café Penguini's). See how many of these adaptations you can discover.



Green anacondas jaws separate into 4 parts, so they can open their mouth extra wide.

How many green anacondas did you see? _____

How many jaw parts are there?

Green
anaconda
jaw parts

Green anacondas are one of the biggest snakes in the world with a maximum size of at least 8 metres! How many green anacondas did you see? _____

Assuming they all grew to maximum size, how long would all their length totalled together be?

Metres of
green
anacondas

An average Komodo dragon is 2.5metres long. Estimate the length of the largest komodo dragon baby: _____ cm long.



How much more does that baby Komodo dragon need to grow to be full sized?

Komodo
dragon
grows an
addition
_____cm

Each piranha has a different numbers of teeth because they constantly loose them and grow new ones. On average, they have a minimum of 20 teeth.

How many piranha's in the tank? _____


What is the minimum number of piranha teeth?

Piranha
teeth

Sloths are either two-toed, or three toed. The Colchester Zoo sloths are _____-toed.

How many sloths did you see today? _____

What is the total number of sloth toes?
(remember how many legs they have!)



Sloth toes

Sloths move an average speed of 0.5m per hour. Estimate the width of the outdoor Worlds Apart corridor (between the glass enclosure walls).

How wide is the corridor _____m.

How long would it take a sloth to climb from one side all the way to the other side (assuming it's moving at average speed)?

Hours for
the sloth to
cross the
corridor




Animals In Danger


Draw lines matching the animals with the reasons they're threatened.
More than one animal might match each reason.




My rainforest home is being cut down!




People use me for medicine




Sun Bear



I get tangled in fishing nets.



Amur Leopard



I'm killed for my pretty fur



Humboldt Penguin



People turn parts of me into bracelets and decoration



Visayan spotted deer





Now bring your completed pages of this workbook to the Guest Services building (located next to the red brick building) so we can stamp your Children's University passport.

PLEASE NOTE, while you can complete as many pages as you'd like from any of the workbooks, **YOU CAN ONLY EARN A MAXIMUM OF SIX CU HOURS EACH DAY BY COMPLETING THESE WORKBOOK PAGES**

If you have any comments please contact our education team at education@colchesterzoo.org

Want to earn more CU hours?
Kid's Zoo Academy is a paid two hour experience where you learn all about being a zoo keeper. For details see www.colchesterzoo.org/experiences/kids-zoo-academy

